

North Dakota Election Officials
County Auditors and Secretary of State**OFFICIAL 2010 GENERAL ELECTION RESULTS**November 2, 2010
Results last updated: 11/10/2010 4:46:53 PM**STATEWIDE TURNOUT**Voter Turnout **240,876**
Eligible Voters **502,873**

47.90%

PRECINCTS REPORTEDPrecincts Partially **0**
Precincts Fully **505**
Total Precincts **505**

100%

Cass

43.0%

48,791 Ballots Cast
112,253 Eligible Voters

100%

Precincts Fully: 35 / 35
Precincts Partially: 0 / 35

EXPORT PAGE

FLOOD PROTECTION SALES, USE, AND GROSS RECEIPTS TAX PROPOSAL: Shall Article 9 of the Home Rule Charter of the County of Cass be amended to authorize collection of a one-half of one percent (1/2%) sales, use, and gross receipts tax as outlined in Resolution #2010-26 for a period of up to twenty consecutive years from and after April 2011, to be used for the engineering, land purchase, construction, and maintenance of a Red River Diversion and other flood control measures or the payment of special assessments or debt incurred for a Red River Diversion and other flood control measures as authorized by the Cass County Commission, all as provided in the Notice of Proposed Home Rule Charter Amendment as published in THE FORUM on the 30th day of A Cass

Vote For 1

Precincts Fully: 35 / 35 | Partially: 0 / 35

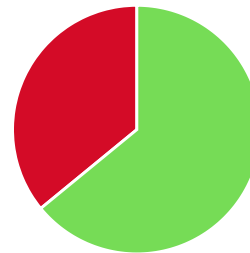
 Track this Contest

EXPORT



● Yes ✓	30,566	64.07%
● No	17,144	35.93%
TOTAL VOTES		47,710

Bar Graph | Map



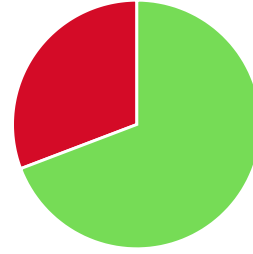
PRECINCT

TOP ↑



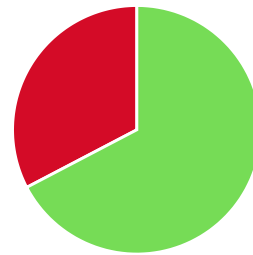
● Yes ✓	1,646	69.22%
● No	732	30.78%
TOTAL VOTES		2,378

Bar Graph

**1102 Doublewood Inn Fully Reported**

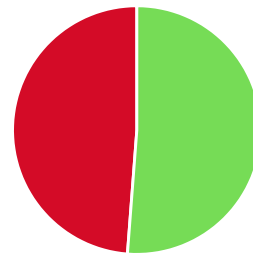
● Yes ✓	1,418	67.33%
● No	688	32.67%
TOTAL VOTES		2,106

Bar Graph

**1301 Westside Elem School Fully Reported**

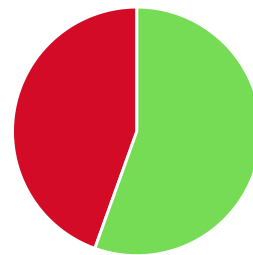
● Yes ✓	825	51.21%
● No	786	48.79%
TOTAL VOTES		1,611

Bar Graph

**1302 West Fargo City Hall Fully Reported**

● Yes ✓	1,006	55.49%
● No	807	44.51%
TOTAL VOTES		1,813

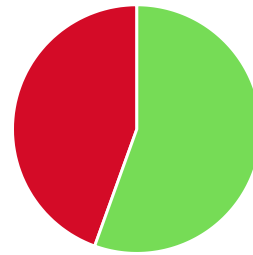
Bar Graph



1303 Veterans Memorial Arena Fully Reported

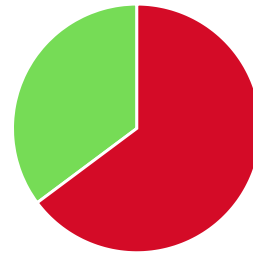
● Yes ✓	1,466	55.51%
● No	1,175	44.49%
TOTAL VOTES		2,641

Bar Graph

**2001 Page Senior Ctr - Dist 20 Fully Reported**

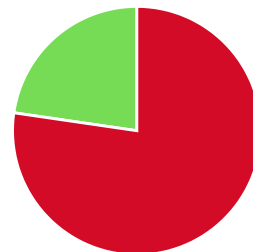
● No	81	64.80%
● Yes ✓	44	35.20%
TOTAL VOTES		125

Bar Graph

**2002 Northern Cass School Fully Reported**

● No	327	77.30%
● Yes ✓	96	22.70%
TOTAL VOTES		423

Bar Graph

**2101 Robert D Johnson Rec Ctr Fully Reported**

● Yes ✓	1,226	66.06%
● No	630	33.94%
TOTAL VOTES		1,856

Bar Graph

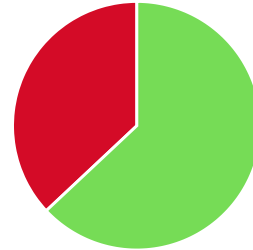




2102 Fargo Civic Center Fully Reported

● Yes ✓	872	63.01%
● No	512	36.99%
TOTAL VOTES		1,384

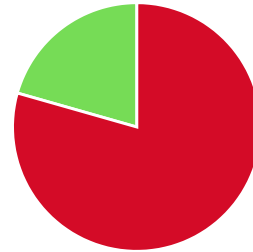
Bar Graph



2201 Page Senior Ctr - Dist 22 Fully Reported

● No	54	79.41%
● Yes ✓	14	20.59%
TOTAL VOTES		68

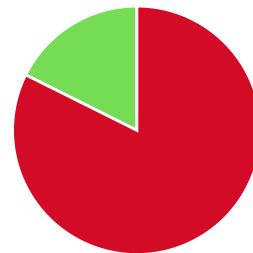
Bar Graph



2202 Arthur Community Hall Fully Reported

● No	327	82.37%
● Yes ✓	70	17.63%
TOTAL VOTES		397

Bar Graph



2203 Buffalo Community Center Fully Reported

● No	430	79.78%
● Yes ✓	109	20.22%

Bar Graph

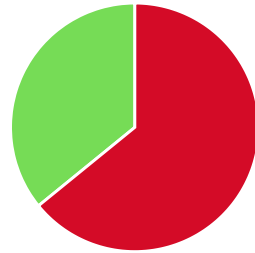




2204 Argusville Fire Hall Fully Reported

● No	227	64.12%
● Yes ✓	127	35.88%
TOTAL VOTES		354

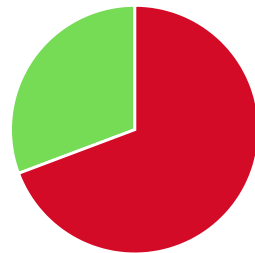
Bar Graph



2205 Governor's Inn Fully Reported

● No	708	69.28%
● Yes ✓	314	30.72%
TOTAL VOTES		1,022

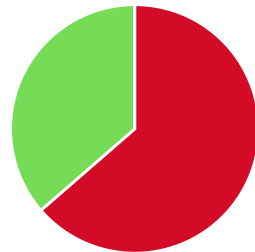
Bar Graph



2206 Mapleton Community Ctr Fully Reported

● No	313	63.62%
● Yes ✓	179	36.38%
TOTAL VOTES		492

Bar Graph




2207 Reed Twp / West Fargo Fully Reported



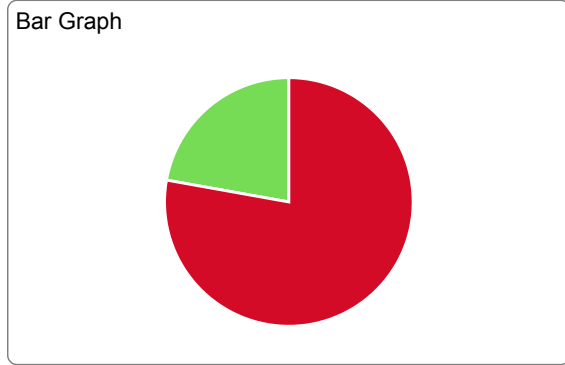


● Yes ✓	85	48.30%
<hr/>		
TOTAL VOTES	176	



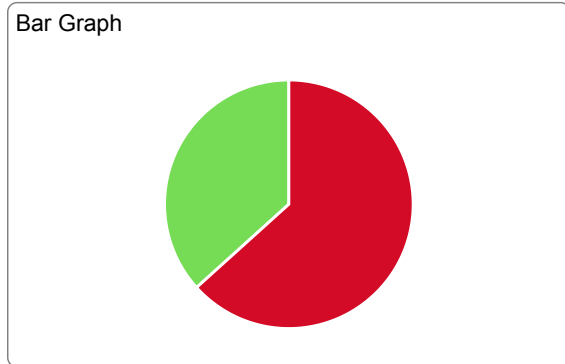
2208 Leonard Senior Center Fully Reported

● No	221	77.82%
● Yes ✓	63	22.18%
<hr/>		
TOTAL VOTES	284	



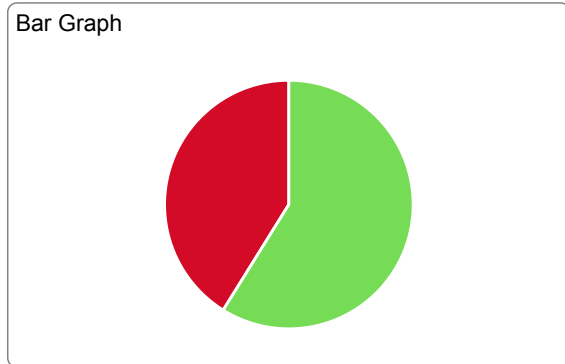
2209 Kindred City Hall Fully Reported

● No	378	63.32%
● Yes ✓	219	36.68%
<hr/>		
TOTAL VOTES	597	



2210 Shiloh Evangelical Church Fully Reported

● Yes ✓	1,010	58.86%
● No	706	41.14%
<hr/>		
TOTAL VOTES	1,716	

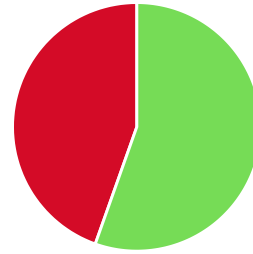




2211 Horace Senior Center Fully Reported

● Yes ✓	679	55.43%
● No	546	44.57%
TOTAL VOTES		1,225

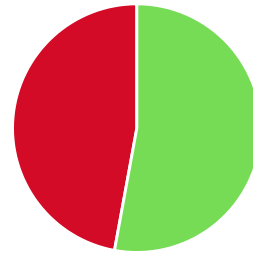
Bar Graph



2212 Hickson Community Center Fully Reported

● Yes ✓	202	52.88%
● No	180	47.12%
TOTAL VOTES		382

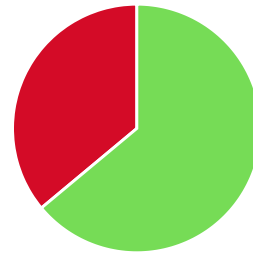
Bar Graph



2701 West Acres-Main Entrance Fully Reported

● Yes ✓	1,261	63.95%
● No	711	36.05%
TOTAL VOTES		1,972

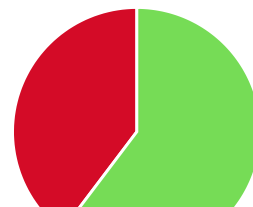
Bar Graph



2702 Meadowridge Bible Chapel Fully Reported

● Yes ✓	354	60.31%
● No	233	39.69%
TOTAL VOTES		587

Bar Graph

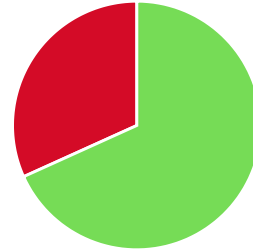




2703 Southwest Hockey Arena Fully Reported

● Yes ✓	260	68.24%
● No	121	31.76%
TOTAL VOTES		381

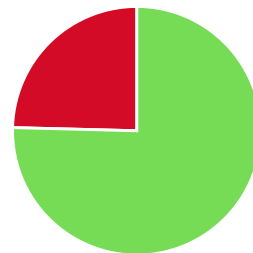
Bar Graph



2704 Calvary United Methodist Fully Reported

● Yes ✓	1,864	75.40%
● No	608	24.60%
TOTAL VOTES		2,472

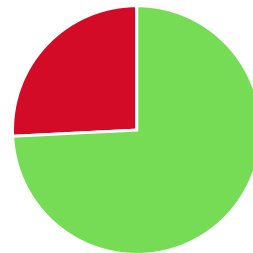
Bar Graph



2705 Riverview Place Fully Reported

● Yes ✓	443	74.20%
● No	154	25.80%
TOTAL VOTES		597

Bar Graph

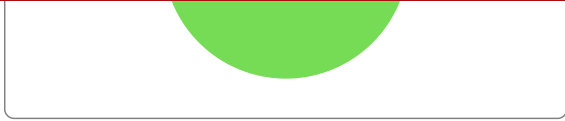


4101 Bethel Evangelical Church Fully Reported

● Yes ✓	2,091	72.08%
● No	810	27.92%

Bar Graph

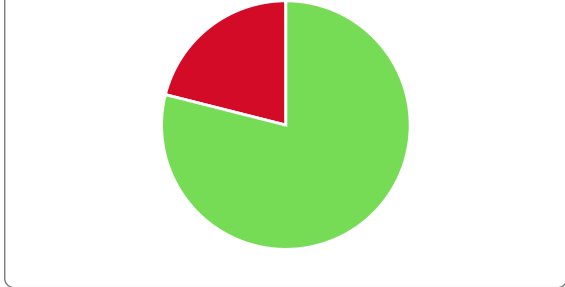




4102 First Assembly of God Fully Reported

● Yes ✓	1,788	78.94%
<hr/>		
● No	477	21.06%
<hr/>		
TOTAL VOTES	2,265	

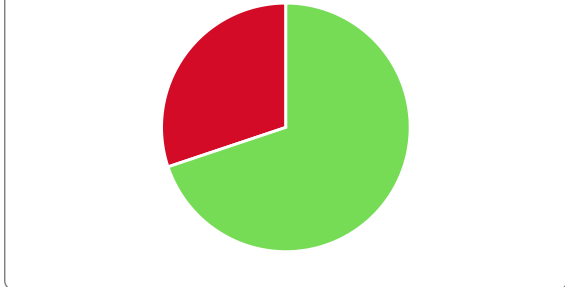
Bar Graph



4401 El Zagal Shrine Fully Reported

● Yes ✓	1,824	69.86%
<hr/>		
● No	787	30.14%
<hr/>		
TOTAL VOTES	2,611	

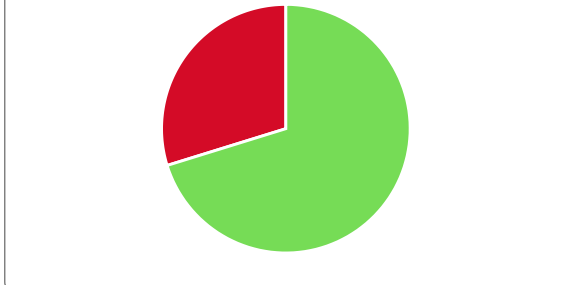
Bar Graph



4402 Trollwood Village Mall Fully Reported

● Yes ✓	1,719	70.22%
<hr/>		
● No	729	29.78%
<hr/>		
TOTAL VOTES	2,448	

Bar Graph



4501 FargoDome Fully Reported

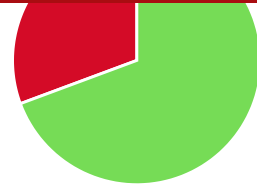
● Yes ✓	830	69.34%
--	-----	--------

Bar Graph





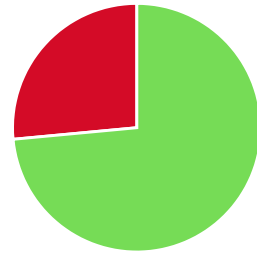
TOTAL VOTES 1,197



4502 Knollbrook Covenant Churc Fully Reported

● Yes ✓	1,693	73.51%
● No	610	26.49%
TOTAL VOTES		2,303

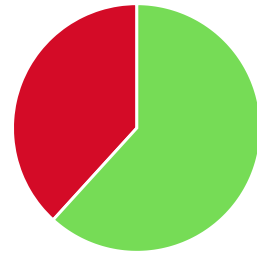
Bar Graph



4503 Harwood City Offices Fully Reported

● Yes ✓	449	61.76%
● No	278	38.24%
TOTAL VOTES		727

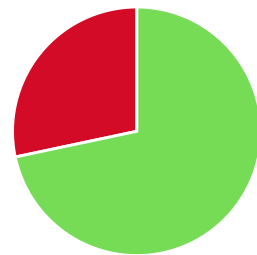
Bar Graph



4601 Vista Inn & Suites Fully Reported

● Yes ✓	1,463	71.68%
● No	578	28.32%
TOTAL VOTES		2,041

Bar Graph





● Yes ▼	2,857	78.94%
● No	762	21.06%
TOTAL VOTES	3,619	

Bar Graph

